
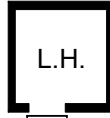





MOVFF HARMONIC DOOR OPERATING EQUIPMENT ESTIMATE/ORDER FORM

From: _____ Sheet _____ of _____
 Customer _____ Phone _____ Date _____
 Requested by _____ Fax _____ Date reqd. _____
 Customer Address _____ Job No. _____ Estimate # _____
 _____ Ship To _____ Purchase order # _____
 Job name _____ Car # _____

DOOR OPENING _____ x _____
 WIDTH HEIGHT

Right Hand Left Hand Center Parting
  
 S/S 2/SP 3/SP SS/CP 2SP/CP

New Installation Modernization (provide survey sheets) Comply with Code _____
 Advise Existing Door Equipment Mfg _____

QTY	PRODUCT
_____	MOVFR HARMONIC (Includes Drive Arm(s) & Gate Switch Assembly) HEADER HEIGHT _____ (Distance from Top of Car Door to Operator Support)
_____	Gate Switch Roller & Arm (SW1-005N) Required
_____	Door Operator Voltage 230V Drive 115V Drive
_____	Hand-Held Parametre Tool Required
_____	CAN BUS Module Required
_____	LWL Car Door Interlock & LWL Clutch Assembly
_____	OTHER OPERATOR MODEL _____ (Includes Drive Arm(s) & Gate Switch) 220vdc motor 115vdc motor (MOH not available)
_____	CAR DOOR HANGER (Includes Header Plate, Track & Sheave Hangers) Track Length: _____
_____	CAR 2/SP SILL CLOSER (Only for 2/SP Applications)
_____	CAR DOOR CLUTCH GAL ECI _____ RUNNING CLEARANCE with zone lock with zone lock _____ SILL SPACING without zone lock without zone lock _____
_____	INFRARED CURTAIN Formula Systems + U5 Chip - w/o nudging Formula Systems Vision Plus 3D (2019) Formula Systems - w/ nudging/power supply _____
_____	HATCH DOOR HANGER (Includes Tracks & Sheave Hangers) () R.H. () L.H. Track Length: _____
_____	DOOR CLOSER Spring (linkage) () RH () LH Reel (spirator) S/S & C/P Doors only
_____	INTERLOCK GAL ECI (Includes Roller Release)
_____	EMERGENCY UNLOCKING KEY INT1H-0034N
_____	ESCUTCHEONS 1.5" X 0.5" Dia. 2.0" X 0.5" Dia. 2.75" X 0.5" Dia. (Aluminum Door Sleeves)
_____	KEY BOX Stainless Steel Muntz Metal Flush Mounted Surface Mounted #4 Satin #8 Mirror
_____	CLUTCH PLATE 8" X 16" PICK UP PLATE 8" X 6"
_____	KEEPER PLATE 10 3/4" x 3 1/4" ADJUSTABLE LOCK MOUNTING BRACKET (4C)

Cab Mfg: New Existing Entrance Mfg: New Existing Controller Mfg: New Existing



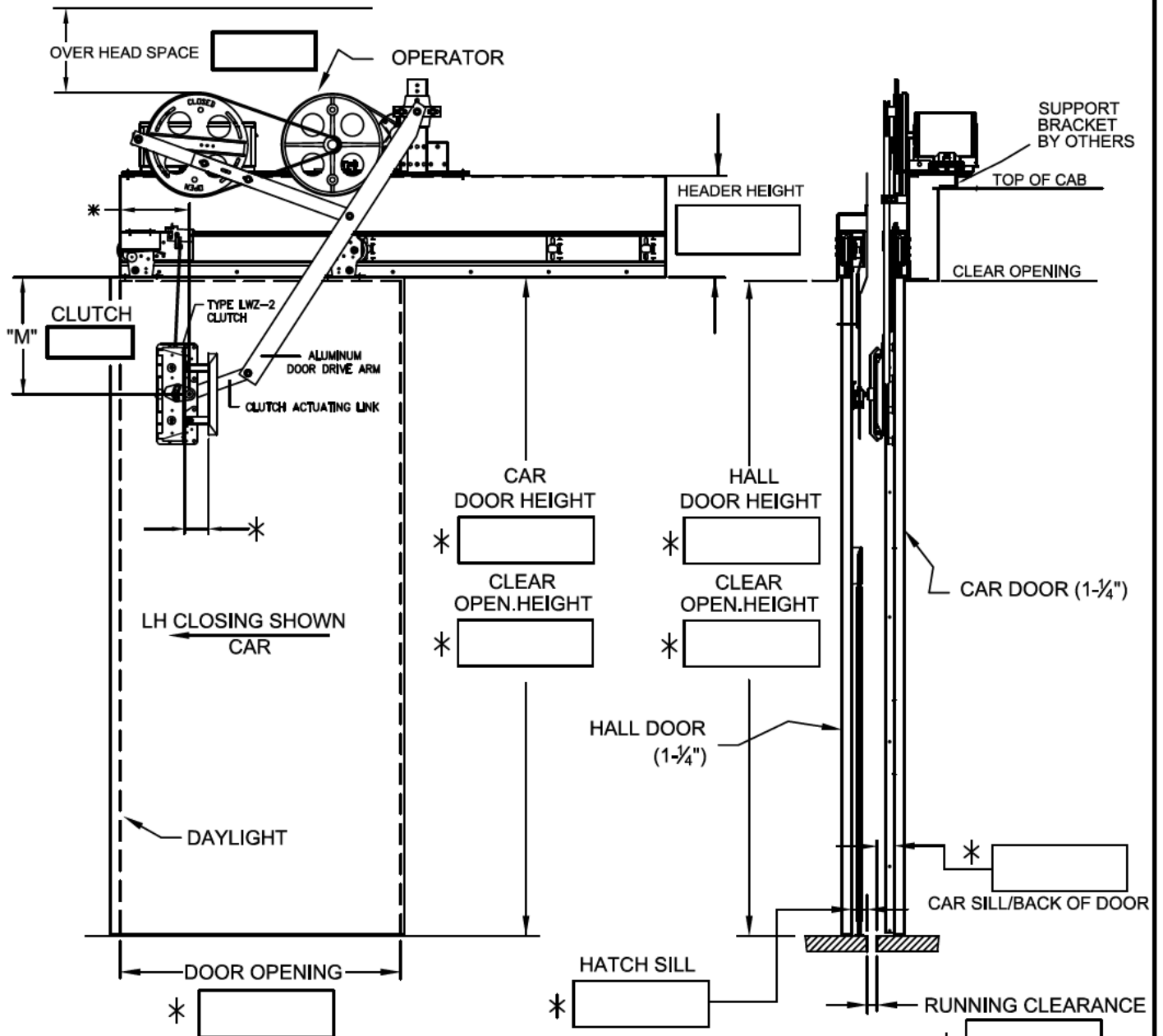
GAL CANADA ELEVATOR PRODUCTS

6500 GOTTARDO CRT, MISSISSAUGA, ONT. L5T 2A2
TEL: 416-747-7967... FX: 416-747-9035
TEL: 1-888-425-2262

MOVFR HARMONIC OPERATOR ORDER FORM

CLOSING AS VIEWED FROM HALL DETERMINES HAND.

▲ HEADER HEIGHT=DISTANCE FROM CLEAR OPENING TO BASE OF OPERATOR



NOTE!! SILL DIM'S FROM BACK OF DOOR *

CUSTOMER.....
P.O.#.....
G.A.L. #.....
JOB NAME.....
CAR #.....
CONTACT INFO.....

OPERATOR TYPE

- # 1 MOVFR II HEAVY DUTY DOOR OPERATOR,CLOSED-LOOP
- # 2 MODL II HEAVY DUTY DOOR OPERATOR,CLOSED-LOOP

FOR HEADER HEIGHTS - SEE GAL DATA SHEETS SSL=13" INCREASES BY 4" INCREMENTS UP TO 41"
FOR HEADER HEIGHTS - SEE GAL DATA SHEETS 2-SPD.=13" INCREASE BY 4" INCREMENTS UP TO 41"
FOR HEADER HEIGHTS - SEE GAL DATA SHEETS C/P=15" INCREASE BY 4" INCREMENTS UP TO 41"

www.galcanada.com